

LEDBKHD-14AC • LEDBKHD-15SEN • LEDBKHD22AC • LEDBKHD-23SEN

LED COMMERCIAL CEILING LAMP

With a neat and stylish design this LED bulkhead lamp range looks great in any location. Its LED light source provides excellent levels of brightness at a lower cost than traditional bulkhead lamps, and the robust and rugged plastic housing makes it the perfect light for busy public spaces such as passageways, bathrooms and stairwells.

Our range offers lower wattage options for areas like bathrooms and locker rooms, higher wattage options for large areas requiring more light, and onboard sensor options.

FEATURES

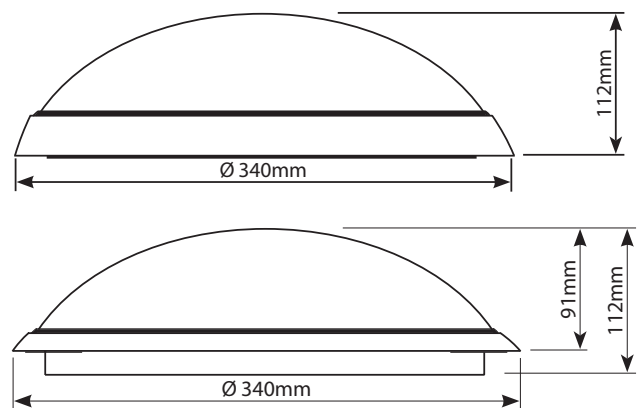
- Surface mounting
- IP65 rating
- Motion sensor
- Plastic cover ring available (metal on special request)
- High/low options available
- Master/slave function
- 50,000 hour lifespan

TECHNICAL SPECIFICATIONS

CAT. NO.	LEDBKHD-14AC	LEDBKHD-15SEN	LEDBKHD-22AC	LEDBKHD-23SEN
Input Voltage	220-240V~50Hz			
LED Type	SMD3014			
Total Power	14W	15W	22W	23W
Fixture Lumens	950lm	950lm	1400lm	1400lm
Sensor	No	Yes	No	Yes
LED Quantity	126	126	200	200
Max. Slaves	-	25 pieces	-	15 pieces
Weight	1.32kg	1.38kg	1.42kg	1.48kg
Lifespan	>50,000hrs			
IP Rating	IP65			



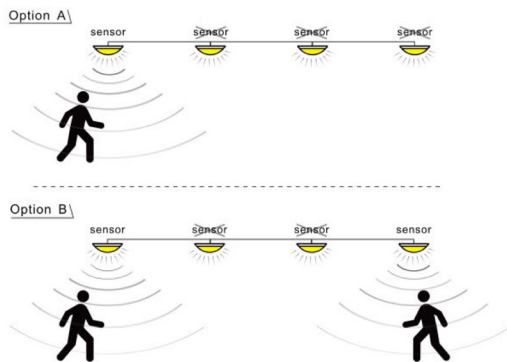
DIMENSIONS



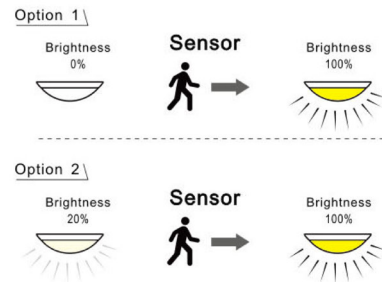
PRODUCT IMAGES



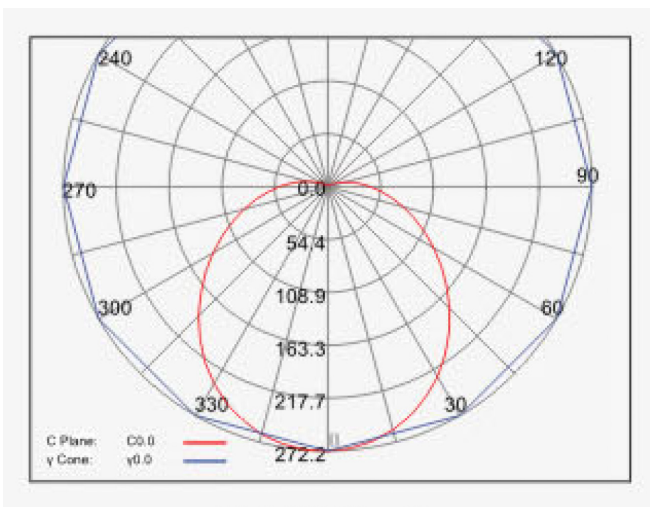
SENSOR OPTIONS



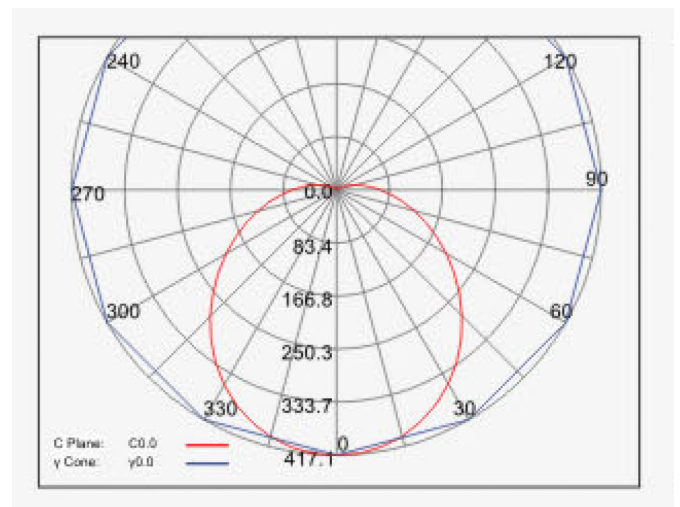
Option 1: Normal sensor light
Option 2: Hi-low light operated by sensor



PHOTOMETRICS



LEDBKHD-14AC/LEDBKHD-15SEN



LEDBKHD-22AC/LEDBKHD-23SEN

20 Neilpark Drive
East Tamaki
Auckland.
NEW ZEALAND
phone: 64 9 272 5619



MOUNTING OPTIONS

